

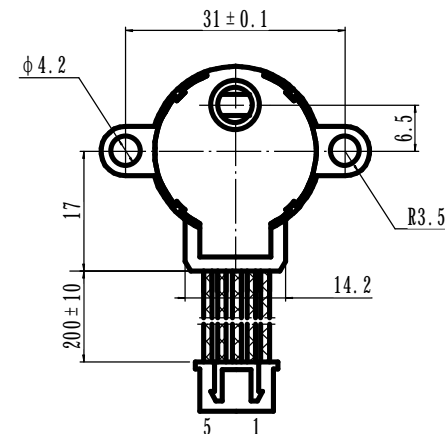
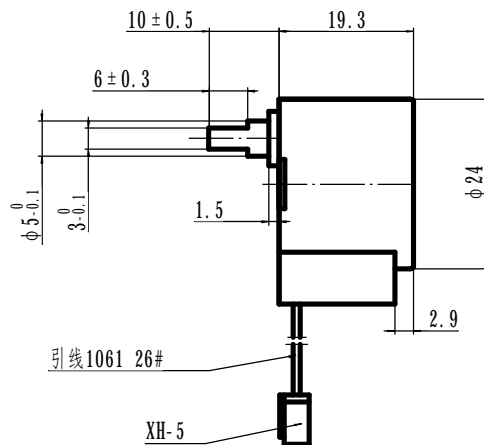
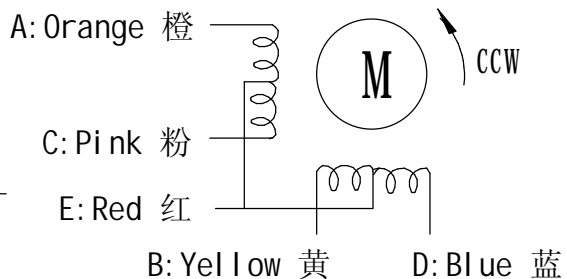
24BYJ48-03

Voltage	No. of Phase	Step Angle	Ratio	Winding Resistance	Inductance Per Phase	Max Pull-in Rate	Pull-in Torque at 100PPS	Winding temperature	Dielectric Strength
电压 V DC	相数	步距角	减速比	线圈电阻 Ω at 25℃	相电感 mH	空载启动频率 PPS	牵入转矩 g.cm	线圈温升 K	绝缘介电强度 VAC 1SEC 1mA
5	4	5.625° / 64	1 / 64	60 ± 10 %	± 20 % REF	400	≥ 350	≤ 60	600

外形图

Circuit diagram

接线图



Drive Mode 驱动方式: 4-1-2

Wire color 引线颜色	PIN NO. 位号	Phase 相位	1	2	3	4	1	2	3	4
Red 红	5	E	+	+	+	+	+	+	+	+
Orange 橙	4	A	-	-						-
Yellow 黄	3	B		-	-					
Pink 粉	2	C				-	-	-		
Blue 蓝	1	D							-	-

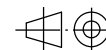
CW ← → CCW

Seen from flange side
从轴伸端视

Rev. 标记	Record for changing 更改记录		Date 年月日
Design 设计			
Check 审核			
Technology 工艺			
Standard 标准化		Approve 批准	

Unit 单位:mm Scale 比例:1:1

First angle method
第一角画法



Tolerances for linear and angular dimensions without individual tolerance indications
未注线性与角度尺寸公差
GB/T 1804-m eqv ISO2768-1:m

Geometrical tolerance for features without individual tolerance indications
未注形状和位置尺寸公差
GB/T 1084-k eqv ISO 2768-2:k

UNLESS OTHERWISE SPECIFIED

GOOT MOTOR

SPECIFICATION

规格书 (送样)

TYPE

24BYJ48-03